

XS Ribs: Consoles & Seating

This images are BEST looked at on line @
<https://yamahamercuryoutboardprice.ecwid.com/#!/Consoles---Seating---Lockers/c/14632076/offset=0&sort=normal>

All units can be supplied with a choice of internal or external flanges, Some units are suitable for a solid base.
Specify at order

- Standard Fibreglass Colours are White or Orange, **other colours available at extra cost.**
- Standard Upholstery Colours are Grey or Black, **other colours available at extra cost.**
- Our own seating has XS detailing on the upholstery and metal work, this CAN BE removed for trade sales. You will need to request this.
- Carriage is based on Pallet services and **STARTS FROM** £65 for consoles and £20 for seat units

THE IMAGES MAY INCLUDE FEATURES THAT ARE NOT PART OF THE STANDARD UNIT PRICE, SUCH AS SCREENS, HATCHES, RAILS, CONTROLS, GAUGES ETC PLESAE CLARIFY WITH US WHAT YOU NEED WITH THE UNIT, PLEASE DO NOT PRESUME ANTHING IS STANDARD

JOCKEY CONSOLES:



STANDARD GREY UPHOLSTERY
= this is a 2 tone grey design as shown.



STANDARD BLACK UPHOLSTERY = this is mainly black with some grey as shown here.



JC 1 JOCKEY CONSOLE: **MODEL: JC1**

The smallest console we offer, suitable for the XS 360 and other small craft, Solid Base

DIMENSIONS: Length: 114 cm
Width: 38 cm (34 cm at cushion) Height: 60 cm

Comes with Lift off seat Cushion (No back rest or steering included)







JC 2 JOCKEY CONSOLE: **MODEL: JC2**

Suitable for craft of 4 m and larger available with external flange only.

DIMENSIONS: Length: 134 cm Width: 57 cm (35 cm at Cushion) Height: 76 cm

Comes with Lift off seat Cushion (No back rest or steering included)

	<p>MICRO JOCKEY CONSOLE: MODEL: MJC</p> <p>The smallest Upright console we offer, suitable for the XS 360 and other small craft</p> <p>DIMENSIONS: Length: 125 cm Width: 45 cm Height: 67 cm</p> <p>Comes with Lift off seat Cushion (No back rest or steering included)</p>		<p>JC 3 JOCKEY CONSOLE: MODEL: JC3</p> <p>Suitable for craft of 4 m and larger available with external flange only.</p> <p>DIMENSIONS: Length: 123 cm Width: 50 cm (37 cm at Cushion) Height: 79 cm</p> <p>Comes with Lift off seat Cushion (No back rest or steering included)</p>
<p>LARGE JOCKEY CONSOLE: MODEL: LIC</p> <p>DIMENSIONS: Head section 50 cm x 50 cm, Overall length 135 cm, Overall height 100 cm.</p> <p>Takes Optional 110 L Tank</p>	<p>Comes with side access hatch 1 x Round, 1 x square, Back Rest and Seat Cushion (No Steering included)</p> 	<p>Comparison of Large and Small Jockey Consoles:</p> 	
	<p>SMALL JOCKEY CONSOLE: MODEL: SJC</p> <p>DIMENSIONS: Head section 40 cm x 40 cm, Overall length 112 cm, Overall height 90 cm.</p> <p>Takes optional 70 L Tank</p> <p>Comes with side access hatch 1 x Round, 1 x square, Back Rest and Seat Cushion (No Steering included)</p>		<p>FRONT SEAT / TANK EXTENSION</p> <p>MODEL: LIC-Ext MODEL: SJC-Ext</p> <p>This extension is available for both large and small jockey consoles and comes with a cushion, it can be configured as an extra storage area or used to increase tank capacity.</p> <p>CONTACT US TO DISCUSS OPTIONS</p>
<p>STAND AT SINGLE CONSOLES: (No Seat)</p>			
	<p>STAND AT LARGE SINGLE CONSOLE: MODEL: SLSC</p> <p>This is the “head” of the large jockey console with the jockey seat removed. This takes the 110 L fuel tank</p> <p>DIMENSIONS: 50 Cm x 50 Cm and 100 Cm High. This unit is not wide enough to use SURFACE MOUNT throttles</p>		<p>STAND AT SMALL SINGLE CONSOLE: MODEL: SSSC</p> <p>The Small Jockey console head shown here can take a 70 L fuel tank.</p> <p>DIMENSIONS: 40 Cm x 40 Cm and 90 Cm High. This unit is not wide enough to use SURFACE MOUNT throttles</p>

<p>The SLSC and the SSSC are supplied with one side access round hatch only</p>	<p>SEPERATED CONSOLE / SEAT:</p> <p>Available on both small & large Single Stand At consoles. Any of the 4 Jockey seats we supply can be configured to work as shown. Double length seat units can have 1 or 2 back rests and fixed cushions with side access or hinged top cushions.</p>	
<p>STAND AT DOUBLE CONSOLES: (No Seats)</p>		
	<p>HV DOUBLE CONSOLE:</p> <p>MODEL: HVD</p> <p>DIMENSIONS: 107 Cm High x 95 Cm wide and 110 Cm long.</p> <p>Takes optional 300 & 500 L Fuel tanks</p> <p>Supplied with front seat cushion, base and back, hatch under front seat cushion. 1 x Side Access hatch. (No screen, steering or metalwork)</p>	 <p>DELUXE HV CONSOLE:</p> <p>MODEL: DHV</p> <p>This console comes as standard with a substantial screen and is more styled than the HV, it has the option of a front bench seat or BELOW a small cabin. This console takes the 300 L tank as standard and if you utilise the front seat locker 500 l can be accommodated.</p> <p>WIDTH: 108 CM HEIGHT: FIBREGLASS; 116 CM TOP SCREEN: 144 CM LENGTH: 116 CM FRONT SEAT: 42 CM</p>
	<p>MODEL: DHV</p> <p>Supplied with front seat cushion, base and back, hatch under front seat cushion. 1 x Side Access hatch and screen shown (No steering or metalwork)</p>	 <p>DELUXE HV CONSOLE WITH CABIN:</p> <p>MODEL: DHV-Cabin</p> <p>This can have either rear or forward access and will provide space for 2 to sleep or house a toilet etc. Obviously it can be used for huge fuel capacity or storage as well as provide protection if working with computers on the craft.</p> <p>WIDTH: 108 CM HEIGHT: FIBREGLASS; 116 CM TOP SCREEN: 144 CM FRONT CABIN: 94 CM LENGTH: 158 CM</p>
	<p>DOUBLE CONSOLE NO FRONT SEAT:</p> <p>It is a no cost option to delete the front seat from both the standard and HV double consoles. This may affect fuel tank capacity</p>	 <p>STD DOUBLE CONSOLE, Double Front Seat:</p> <p>MODEL: SDC</p> <p>DIMENSIONS: 100 Cm High, 85 Cm Wide, 100 Cm Long</p> <p>Takes 110, 180, 300 L Fuel tanks, Supplied with front seat cushion, base and back, hatch under front seat cushion.</p> <p>Supplied with front seat cushion, base and back, hatch under front seat cushion. 1 x Side Access hatch. (No screen, steering or metalwork)</p>


	<p>DELUXE STD DOUBLE CONSOLE Single Front Seat:</p> <p>MODEL: DSD</p> <p>DIMENSIONS: 100 Cm High, 85 Cm Wide, 100 Cm Long</p> <p>This console comes with a Substantial screen. Takes 110, 180, 300 L Fuel tanks, Supplied with front seat cushion, base and back, hatch under front seat cushion.</p>	<p>DELUXE STD DOUBLE CONSOLE Single Front Seat:</p> <p>MODEL: DSD</p>  <p>Supplied with front seat cushion, base and back, hatch under front seat cushion. 1 x Side Access hatch and screen shown (No steering or metalwork)</p>
	<p>LONG RANGE CONSOLE:</p> <p>MODEL: LRC</p> <p>This commercial option can have tank capacities of 600 L + or can be adapted to form a "Small Cabin"</p> <p>CONTACT US TO DISCUSS OPTIONS</p>	 <p>MULTIPLE CONSOLES:</p> <p>We can offer custom layouts to suit a precise application. The Finished height of the console can be altered.</p>
<p>JOCKEY SEATING:</p>		
 <p>MODEL: SJS</p> <p>DIMENSIONS: 50 Cm Length, 26 Cm Width, 60 Cm Height</p> <p>MODEL: SSJS</p> <p>DIMENSIONS: 40 Cm Length, 26 Cm Width, 60 Cm Height</p>	<p>SINGLE JOCKEY SEAT SJS (SHOWN)</p> <p>SHORT SINGLE JOCKEY SEAT SSJS</p> <p>These are NOT DRY LOCKERS as the seat cushion hinges forward, Supplied with back rest. These are simple Low Cost Units</p> <p>Both Models supplied with hinged seat cushion, back and base upholstery, metal back rest and latch</p>	 <p>DOUBLE JOCKEY SEAT:</p> <p>These are NOT DRY LOCKERS as the seat cushion hinges forward, Supplied with back rest. These are simple Low Cost Units</p> <p>MODEL: DJS</p> <p>DIMENSIONS: 80 Cm Length, 26 Cm Width, 60 Cm Height</p> <p>Supplied with, hinged seat cushion, back and base upholstery, metal back rest and latch.</p> <p>SJS, SSJS, DJS have the option of having the seat cushion fixed with access through a side hatch</p>
	<p>DOUBLE JOCKEY WITH EXTRA BACK REST:</p> <p>MODEL: DJS2B</p> <p>With this option the access in to the seat will be through a hatch on the side of the unit</p>	 <p>FRONT HANDLE ON JOCKEY SEATS: FHJ</p> <p>This can be fitted to both single and double jockey seats, height and shape can be adapted to suit the client.</p>

SEPERATED CONSOLE / SEAT:

Available on both small & large Single Stand At consoles. Any of the 4 Jockey seats we supply can be configured to work as shown. Double length seat units can have 1 or 2 back rests and fixed cushions with side access or hinged top cushions.

This style of Double seat with 2 x back rests, 1 staggered, side access hatch, is called **DJS2B**

DIMENSIONS: 80 Cm Length, 26 Cm Width, 60 Cm Height
NB Length is of fibreglass base and excludes



STAGGERED BACK REST: **SBR**

If you need more length in a seat unit we can custom design backrests to allow you to use all of the seat cushion length. This is a low cost way of getting more people seated in a craft.



WINGED BACK RESTS: **WBR**

We can offer winged back rests that give a wrap around feel on all seat options, fixed and suspension.

Seat Shown with
Current Standard
BLACK upholstery



DELUXE SINGLE JOCKEY SEAT:

This design has a hinged fibreglass lid with the cushion permanently attached. A more stylish seat design with better ability to stay dry within compared to the standard unit. Available only as single seat unit.

MODEL: **DSJS**

DIMENSIONS: 50 Cm Length,
26 Cm Width, 60 Cm Height



DELUXE SINGLE JOCKEY SEAT:

MODEL: **DSJS**

Supplied with Hinged
fibreglass lid, latch, back
and base cushions, stainless
back rest



Seat Shown with
Current Standard **GREY**
upholstery

DELUXE DOUBLE JOCKEY SEAT:

MODEL: **DDJS**

DIMENSIONS: 87 Cm Length,
26 Cm Width, 60 Cm Height

This seat can only have one back rest



DELUXE DOUBLE JOCKEY SEAT:

MODEL: **DDJS**

DIMENSIONS: 87 Cm Length,
26 Cm Width, 60 Cm Height

This seat can only have one back rest

Supplied with Hinged
fibreglass lid, latch, back
and base cushions, stainless
back rest

BENCH SEATING & STORAGE LOCKERS:



REAR BENCH SEAT: **MODEL: 4 VERSIONS**

SBBR Small Bench 106 x 34 cm & 53 cm to top of cushion

MBBR Med Bench 130 x 34 cm & 56 cm to top of cushion

LBBR Large Bench 144 x 46 cm & 56 cm to top of cushion

XLBBR Large Bench 174 x 46 cm & 56 cm to top of cushion

This unit is a stand alone box with a hinged top and seat base cushion.

It IS supplied with a solid base. The images show the unit with different types of back rest.



As shown on the price list we have a wide range of back rests, windscreens, fuel tanks for these consoles.

We can also offer made to measure covers for all seating units as well as the whole boat. We also make custom A frames, bottle racks, Bimini Tops for all



types of craft.

THE IMAGES MAY INCLUDE FEATURES THAT ARE NOT PART OF THE STANDARD UNIT PRICE, SUCH AS SCREENS, HATCHES, RAILS, CONTROLS, GAUGES ETC PLES AE CLARIFY WITH US WHAT YOU NEED WITH THE UNIT, PLEASE DO NOT PRESUME ANTHING IS STANDARD

Barnet Marine Centre ~ XS RIBS, 14 West Burrowfield, Welwyn Garden City, Herts, AL7 4TW

TEL: + 44 (0) 1707 331 389

FAX: + 44 (0) 1707 331 383

E MAIL: info@ribs.co.uk

WEB: www.xsribs.com